



- Range of surface and wall mounted downlighters
- Includes control gear/transformers
- Can be installed on normally flammable surfaces
- Class 1

- safety glass diffuser
- Sealed using stainless steel allen key screws and silicone gasket
- IP 54

Wall mounted version

- Body is made in extruded aluminium with a sandblasted glass diffuser
- Stainless steel allen type screws
- Up and downlighter
- IP 54

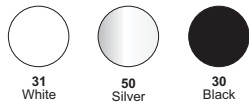
Mini surface mounted version

- Body is made in extruded aluminium with a sandblasted glass diffuser
- Stainless steel allen type screws
- For ceiling or other surface applications
- IP 54

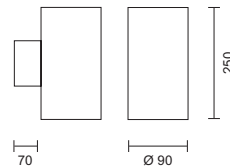
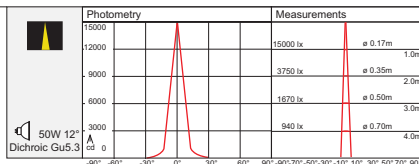
Surface mounted version

- Body is made in die-cast aluminium with a tempered

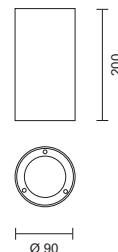
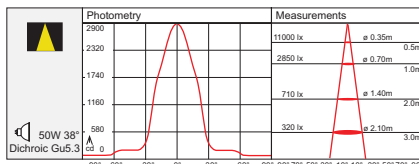




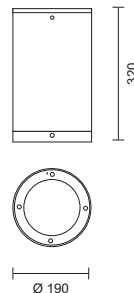
code lamp details
4625 2 x 50W 12V Gu5.3
 Includes integral transformer



code lamp details
4624 50W 12V Gu5.3
 Includes integral transformer



code lamp details
4631.35 35W 230V G12
 Includes integral control gear



code lamp details
4631.70 70W 230V G12
 Includes integral control gear

