

**PRO RECESSED**

- Professional downlight range
- The ring of the PRO range is made in powder coated die cast aluminium
- The PRO downlights come complete with a high purity aluminium reflector and are available in the following options:
  - Low profile - Faceted reflector for restricted ceiling space
  - Low glare - Faceted deep reflector
  - Anti glare - Double parabolic reflector
  - Asymmetric - Wall washer
  - Pro 160 - Faceted anti glare reflector
  - Pro 170 - High purity reflector
  - Pro MH - Matt anti glare reflector
- All versions require a remote control gear and are available for electronic and magnetic gear options
- Can be installed on normally flammable surfaces
- Class I
- IP 20

**PRO SURFACE**

- Professional surface downlight range
- Symmetrical light output
- The body is made in aluminium
- The PRO surface downlights come complete with high purity aluminium reflector and are available in the following options:
  - Low glare- Faceted deep reflector
  - Anti glare - Double parabolic reflector
- The PRO surface range use compact fluorescent lamps and include integral magnetic gear or electronic control gear
- Can be installed on normally flammable surfaces
- Class I
- IP 20

Hang chain on MH Pro

MH Reflector

Metal Halide

Compact Fluorescent



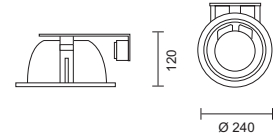
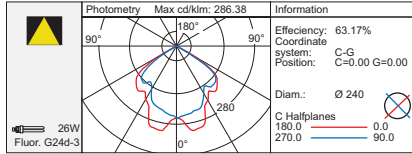
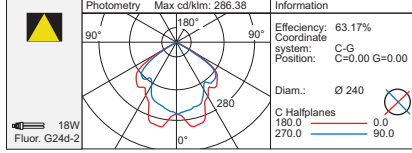


31  
White



code lamp details  
**Low profile 18W**  
**2860.218** 2 x 18W 230V G24d-2  
 Remote magnetic control gear required  
**2860.218E** 2 x 18W 230V G24q-2  
 Remote electronic control gear required

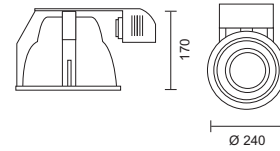
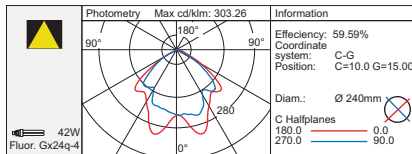
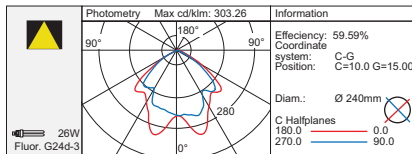
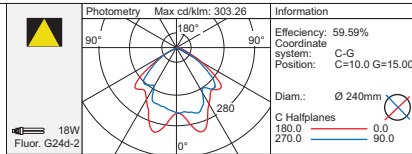
**Low profile 26W**  
**2860.226** 2 x 26W 230V G24d-3  
 Remote magnetic gear required  
**2860.226E** 2 x 26W 230V G24q-3  
 Remote electronic control gear required



code lamp details  
**Low glare 18W**  
**2861.218** 2 x 18W 230V G24d-2  
 Remote magnetic control gear required  
**2861.218E** 2 x 18W 230V G24q-2  
 Remote electronic control gear required

**Low glare 26W**  
**2861.226** 2 x 26W 230V G24d-3  
 Remote magnetic gear required  
**2861.226E** 2 x 26W 230V G24q-3  
 Remote electronic control gear required

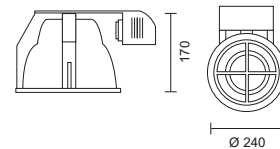
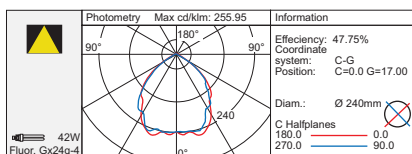
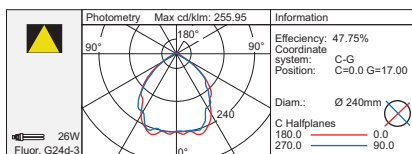
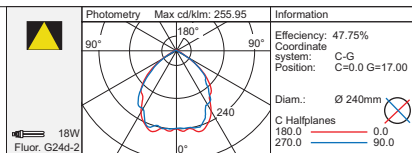
**Low glare 42W**  
**2861.242E** 2 x 42W 230V Gx24q-4  
 Remote electronic control gear required



code lamp details  
**Anti-glare 18W**  
**2862.218** 2 x 18W 230V G24d-2  
 Remote magnetic gear required  
**2862.218E** 2 x 18W 230V G24q-2  
 Remote electronic control gear required

**Anti-glare 26W**  
**2862.226** 2 x 26W 230V G24d-3  
 Remote magnetic control gear required  
**2862.226E** 2 x 26W 230V G24q-3  
 Remote electronic control gear required

**Anti-glare 42W**  
**2862.242E** 2 x 42W 230V Gx24q-4  
 Remote electronic control gear required

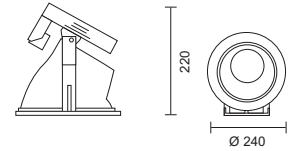
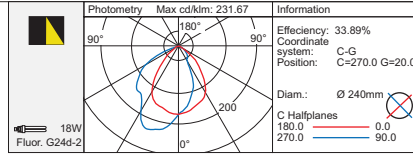




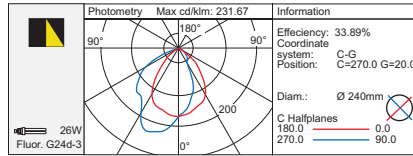
31  
White



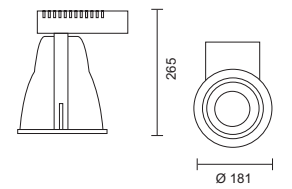
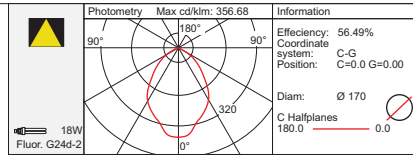
code lamp details  
**Asymmetric 18W**  
**2863.218** 2 x 18W 230V G24d2  
 Remote magnetic gear required  
**2863.218E** 2 x 18W 230V G24q-2  
 Remote electronic gear required



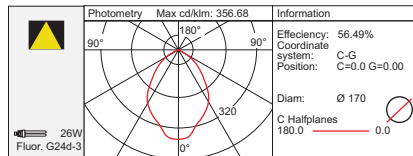
**Asymmetric 26W**  
**2863.226** 2 x 26W 230V G24d-3  
 Remote magnetic gear required  
**2863.226E** 2 x 26W 230V G24q-3  
 Remote electronic gear required



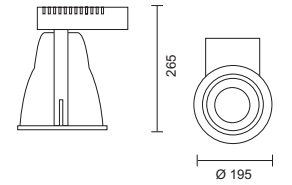
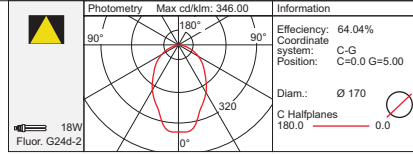
code lamp details  
**Pro 160 faceted anti glare reflector 18W with steel ring**  
**2864.118** 18W 230V G24d-2  
 Integral magnetic control gear included  
**2864.118E** 18W 230V G24q-2  
 Integral electronic control gear included



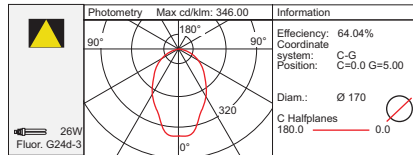
**Pro 160 faceted anti glare reflector 26W with steel ring**  
**2864.126** 26W 230V G24d-3  
 Integral magnetic control gear included  
**2864.126E** 26W 230V G24q-3  
 Integral electronic control gear included



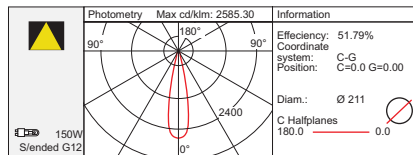
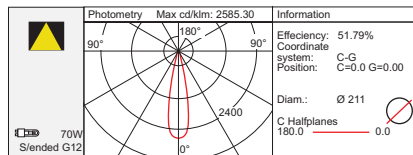
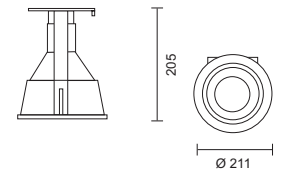
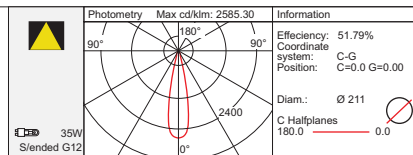
code lamp details  
**Pro 170 high purity anti glare reflector 18W**  
**2865.118** 18W 230V G24d-2  
 Integral magnetic control gear included  
**2865.118E** 18W 230V G24q-2  
 Integral electronic control gear included



**Pro 170 high purity anti glare reflector 26W**  
**2865.126** 26W 230V G24d-3  
 Integral magnetic control gear included  
**2865.126E** 26W 230V G24q-3  
 Integral electronic control gear included



code lamp details  
**Pro MH matt anti glare reflector 35-150W**  
**2866.MH** 35-150W 230V G12  
 Remote magnetic or electronic control gear required

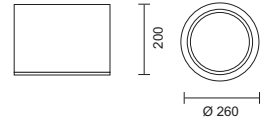
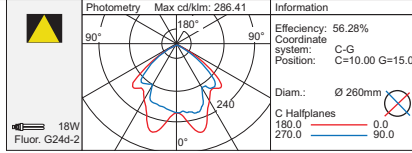
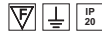




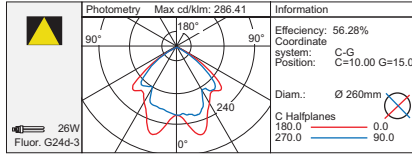
31  
White



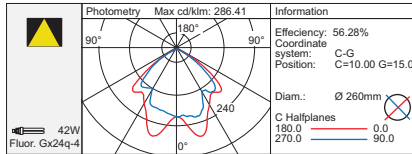
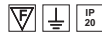
code lamp details  
**Surface low glare 18W**  
**2868.218** 2 x 18W 230V G24d-2  
 Includes integral magnetic control gear  
**2868.218E** 2 x 18W 230V G24q-2  
 Includes integral electronic control gear



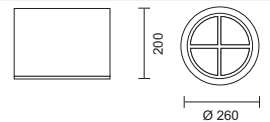
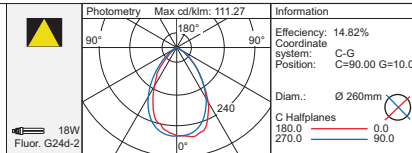
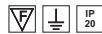
**Surface low glare 26W**  
**2868.226** 2 x 26W 230V G24d-3  
 Includes integral magnetic control gear  
**2868.226E** 2 x 26W 230V G24q-3  
 Includes integral electronic control gear



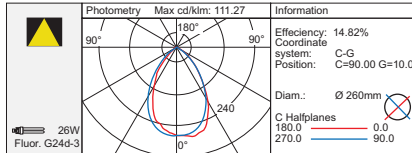
**Surface low glare 42W**  
**2868.242E** 2 x 42W 230V G24q-4  
 Includes integral electronic control gear



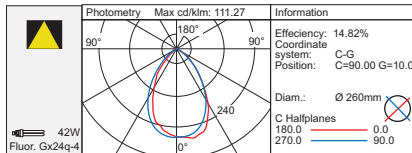
code lamp details  
**Surface anti-glare (dark light) 18W**  
**2869.218** 2 x 18W 230V G24d-2  
 Includes integral magnetic control gear  
**2869.218E** 2 x 18W 230V G24q-2  
 Includes integral electronic control gear



**Surface anti-glare (dark light) 26W**  
**2869.226** 2 x 26W 230V G24d-3  
 Includes integral magnetic control gear  
**2869.226E** 2 x 26W 230V G24q-3  
 Includes integral electronic control gear



**Surface anti glare (dark light) 42W**  
**2869.242E** 2 x 42W 230V G24q-4  
 Includes integral electronic control gear



**Accessories**

code details  
**Magnetic fluorescent control gear**



- 7322** 1 x 18W
- 7323** 1 x 26W
- 7325** 2 x 18W
- 7326** 2 x 26W

See transformers, gears and accessories

code details  
**Electronic fluorescent control gear**



- 7348** 18W
- 7349** 26W
- 7350** 2 x 26W
- 7351** 2 x 18W

See transformers, gears and accessories

code details  
**Magnetic metal halide control gear**



- 7330** 35W
- 7331** 70W
- 7332** 150W

See transformers, gears and accessories

code details  
**Electronic metal halide control gear with end of life protection**



- 7338** 35W
- 7340** 70W
- 7342** 150W

See transformers, gears and accessories