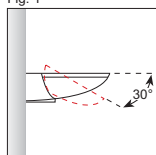


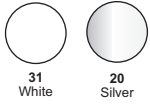


- Professional wall mounted fixture
- Indirect diffused light
- High temperature resistant technopolymer housing with polyurethane paint finish
- Polished aluminium reflector
- Symmetrical light output
- Tempered safety glass diffuser
- The optic unit can be adjusted up to 30° with respect to the horizontal position (fig.1)
- Can be installed on normally flammable surfaces
- Class 2
- IP 20



Fig. 1



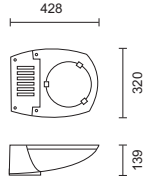
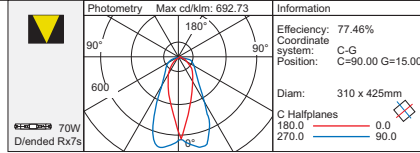


code lamp details

Wall uplighter uses 70W double ended metal halide lamp

MH550/002 70W 230V Rx7s

Includes integral control gear

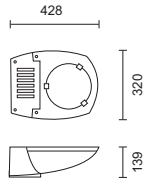
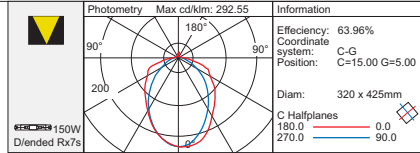


code lamp details

Wall uplighter uses 150W double ended metal halide lamp

MH550/102 150W 230V Rx7s

Includes integral control gear



code lamp details

Wall uplighter uses 250W double ended metal halide lamp

MH550/202 250W 230V Fc2

Includes integral control gear

