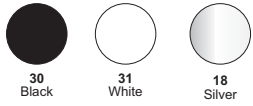


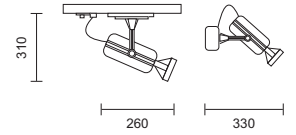
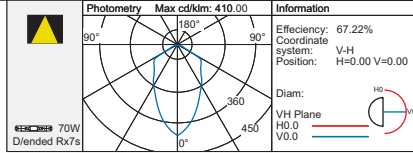


- Metal halide projector
- The body and bracket are die-cast aluminium and epoxy polyester painted
- The reflector is made of 99.9% pure aluminium
- Supplied as a surface mount version, but can be track mounted using necessary accessories
- Includes integral control gear
- Can be installed on normally flammable surfaces
- Class 1
- IP 20



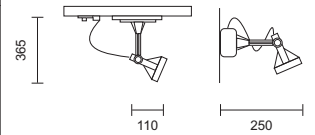
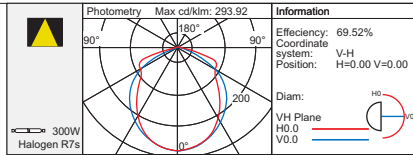
code lamp details
Surface mounted Stage for double ended MH lamps

700/122 70W 230V Rx7s



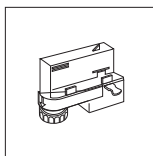
code lamp details
Surface mounted Stage for double ended halogen lamps

704/122 300W 230V R7s

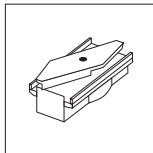


Accessories

3 Phase Track



code details
Electrical adaptor
7601/00/31.2 white
7601/00/30.2 black
7601/00/50.2 silver



code details
Mechanical adaptor
7625/00/50.2 silver
7625/00/31.2 white
7625/00/30.2 black

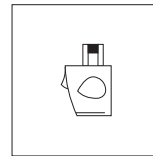


code details
3 Phase track
(See track page for details)

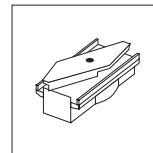


code details
Stage barn doors
7627/00/31 white
7627/00/18 silver

Single Phase Track



code details
Electrical adaptor
IV/7801-00-31 white
IV/7801-00-30 black



code details
Mechanical adaptor
IV/7825-00-31 white
IV/7825-00-30 black



code details
Single phase track
(See track page for details)