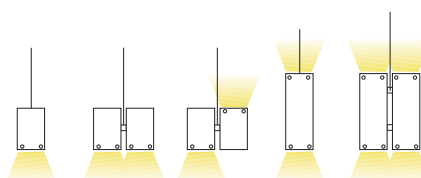
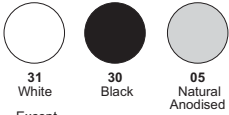




- Suspended or surface mounted fluorescent fitting
- Body is made in aluminium with a polycarbonate diffuser
- Available in two lighting versions:
  - Direct
  - Direct/Indirect
- 78% light output
- The fitting can be joined in continuous lines using the linear joint accessory
- Suspension kit, end caps and linear joints have to be ordered separately
- Dimmable versions available on request
- Can be installed on normally flammable surfaces
- Class 1
- IP 43





Except  
3960.24S.5454



code lamp details

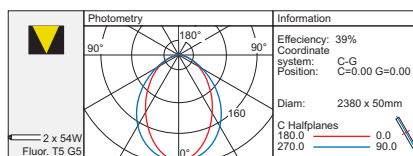
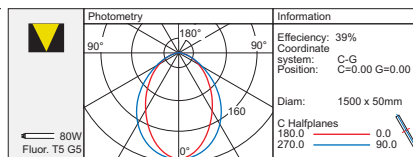
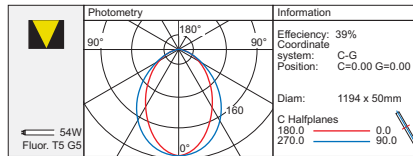


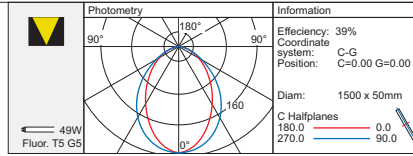
### T-Uni - Direct

- 3960.12S.49** 49W 230V G5
- 3960.12S.54** 54W 230V G5
- 3960.12S.80** 80W 230V G5

### T-Uni - 2 light direct

- 3960.24S.5454** 2 x 54W 230V G5

Complete with electronic control gear



code lamp details

### T-Uni - Parallel direct or indirect

- 3960.12PD.49.49** 2 x 49W 230V G5
- 3960.12PD.54.54** 2 x 54W 230V G5
- 3960.12PD.80.80** 2 x 80W 230V G5

Complete with electronic control gear



code lamp details

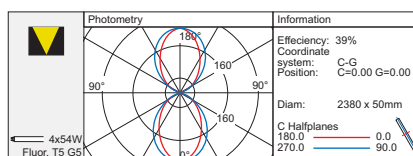
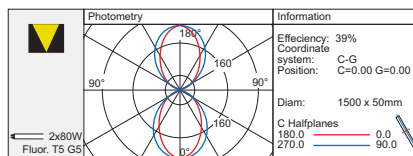
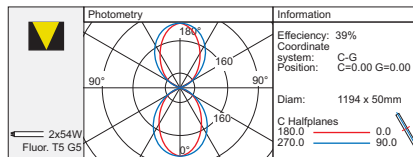
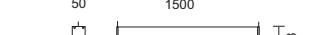

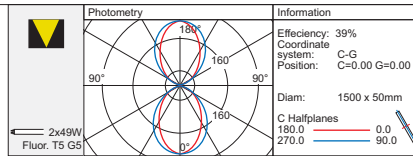
### T-Uni - Direct/indirect

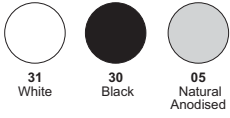
- 3960.12D.49.49** 2 x 49W 230V G5
- 3960.12D.54.54** 2 x 54W 230V G5
- 3960.12D.80.80** 2 x 80W 230V G5

### T-Uni - 2 x 2 light Direct/indirect

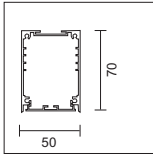
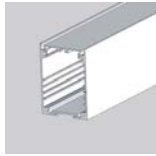
- 3960.24D.54.54** 4 x 54W 230V G5

Complete with electronic control gear



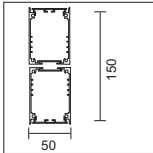
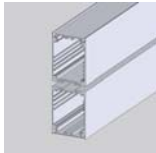


## Accessories



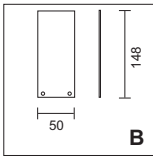
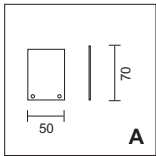
code details  
Connecting module 1 light

**CI/TNI.MC54**



Connecting module 2 light

**CI/TNI.MC542**




code details  
A. End cap 1 light

**3960.TE**

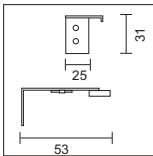
B. End cap 2 light

**3960.TE2**



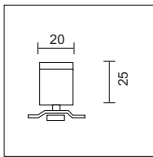
code details  
Dark light louvre

**CI/UNI.DARK54.00**





code details  
Wall mount (pair)

**3960.AP**



code details  
Ceiling mount (pair)

**3960.DP**



code details  
A. Linear join 1 Lamp

**3960.CD**

B. Linear join 2 Lamp

**3960.CD2**



code details  
Ceiling Cup (singles)

**APM/RS/010 - Black**  
**APM/RS/011 - White**



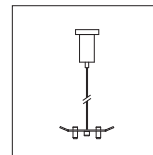
code lamp details  
Suspension kit (pair) for T-Uni single light

**3960.SO**



code lamp details  
Suspension kit (pair) for T-Uni double light

**3960.SO2**



code lamp details  
Suspension for linear joint

**3960.SO3**



code lamp details  
Suspension kit for T-Uni parallel

**3960.SO4**



code details  
Suspension kit for T-Uni

**SUSP-6**



code details  
Curly cord

**CURLY/30 - Black**  
**CURLY/31 - White**

# T-Uni Suspended and T-Uni Parallel

design by Civic

SPAZIO

INTERIOR FLUORESCENT

