




- Fluorescent luminaire for suspension mounting
- Designed in powder coated extruded aluminium
- Utilizes a 99.9% pure, bright anodised specular aluminium reflector
- Range includes a module that can be equipped with 12V halogen spots
- Comes complete with polycarbonate louvres, end caps and a 1,5 metre suspension kit with ceiling cups
- Available in versions capable of driving single fluorescent lamps for direct lighting
- Customised designs available on request
- Dimmable versions available on request
- Electronic control gear on request
- Can be installed on normally flammable surfaces
- Class 1
- IP 20

Acrylic

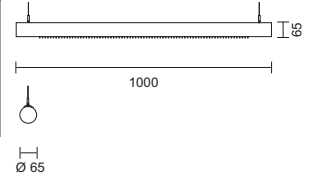
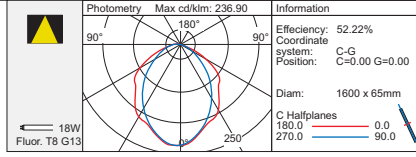
Plastic

Anti-glare

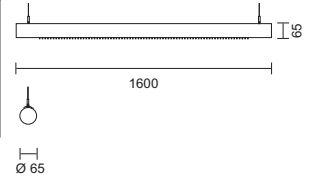
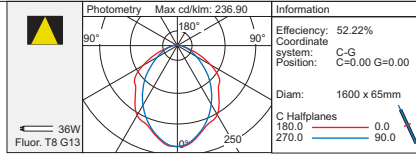




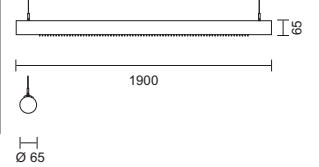
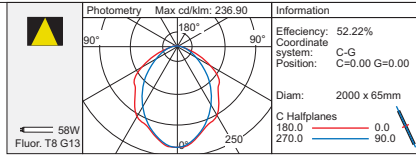
code lamp details
1000mm fluorescent
RS18W 18W 230V G13

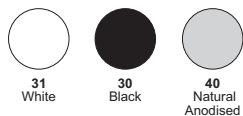


code lamp details
1600mm fluorescent
RS36W 36W 230V G13


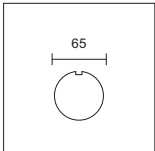

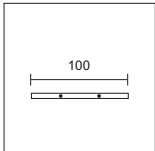

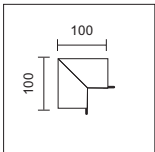

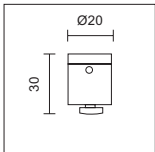

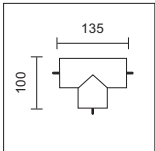

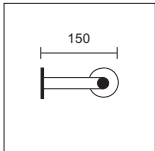

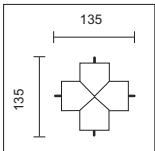

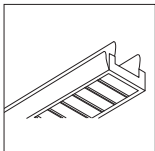

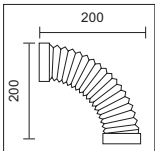

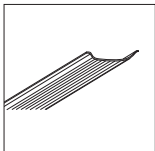



code lamp details
1900mm fluorescent
RS58W 58W 230V G13





Accessories

		code details Basic tube RC/31 RC/30 RC/40			code details Linear joint CD/30
		code details 90° Corner CL/31 CL/30 CL/40			code details Ceiling bracket ADP
		code details T Join CT/31 CT/30 CT/40			code details Wall bracket two side ABP
		code details 4 Way joint CC/31 CC/30 CC/40			code details Dark louvre APM/RS/113 - 18W APM/RS/114 - 36W APM/RS/115 - 58W
		code details Flexi corner CF/31 CF/30			code details Prismatic diffuser APM/RS/013 - 18W APM/RS/014 - 36W APM/RS/015 - 58W
	code details Curly cord 0.7M curled up/1.5m stretched out CURLY/30 CURLY/31				

