



- Range of surface and wall mounted downlighters
- Includes control gear/transformers
- Can be installed on normally flammable surfaces
- Class 1

- safety glass diffuser
- Sealed using stainless steel allen key screws and silicone gasket
- IP 54

#### Wall mounted version

- Body is made in extruded aluminium with a sandblasted glass diffuser
- Stainless steel allen type screws
- Up and downlighter
- IP 54

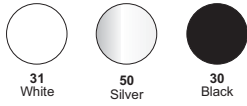
#### Mini surface mounted version

- Body is made in extruded aluminium with a sandblasted glass diffuser
- Stainless steel allen type screws
- For ceiling or other surface applications
- IP 54

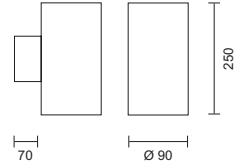
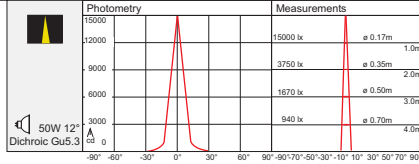

#### Surface mounted version

- Body is made in die-cast aluminium with a tempered

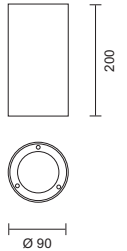
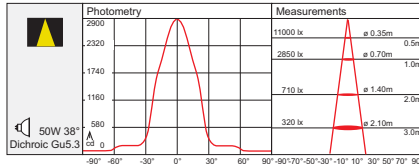




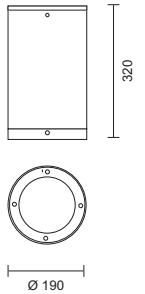
code lamp details  
**Wall mounted 50W/12V**  
**4625** 2 x 50W 12V Gu5.3  
 Includes integral transformer



code lamp details  
**Mini surface mounted 50W/12V**  
**4624** 50W 12V Gu5.3  
 Includes integral transformer



code lamp details  
**Surface mounted 35W/MH**  
**4631.35** 35W 230V G12  
 Includes integral control gear



code lamp details  
**Surface mounted 70W/MH**  
**4631.70** 70W 230V G12  
 Includes integral control gear

