


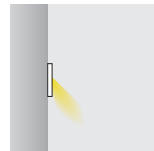


- Recessed LED footlight/wall washer for outdoor or indoor applications
- Body made in painted aluminium with a frosted glass diffuser
- Powder coated outer ring
- Available in two versions plain and downface
- Utilizes 12 low wattage powerful LED's rated at 0.07W each
- Can be installed on normally flammable surfaces
- Class 1
- IP 54

Plain



Downface





9150
Silver Ring/
White LED



9250
Silver Ring/
Blue LED



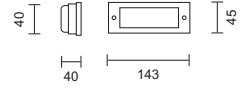
code lamp details

Plain recessed footlight

4485 0.84W 230V

Integral LED controller

Cut Out
140 x 40



code lamp details

Downface recessed footlight

4484 0.84W 230V

Integral LED controller

Cut Out
140 x 40

