



- Low voltage range of downlights in round or square shape
- Edge downlights have three different styles namely fixed, tilt and antiglare with the Edge basic range available in fixed and tilt only
- The body of the Edge range of downlights is made in turned solid aluminium and has a very fine finish (fig.1)
- Easy lamp installation (fig.2)
- Utilizes a unique clipping system to hold the lamp in place (fig.3)
- Remote transformer required
- Can be installed on normally flammable surfaces
- Class 3
- IP 20

Fig. 1




Fig. 2a



Fig. 2b



Fig. 3

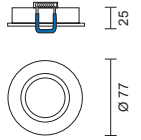
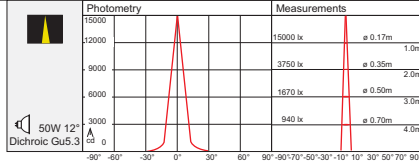




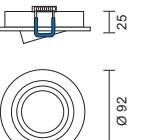
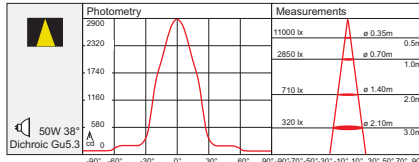
Aluminium



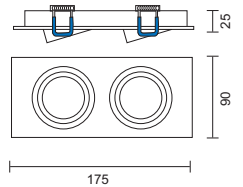
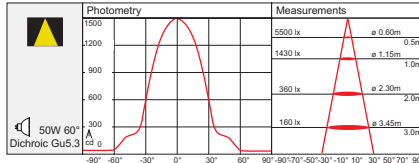
code lamp details
Edge fixed round
2210 50W 12V Gu5.3
 Remote transformer required
ø 60



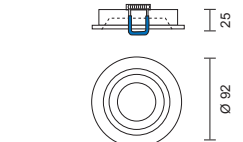
code lamp details
Edge tilt round
2211 50W 12V Gu5.3
 Remote transformer required
ø 75



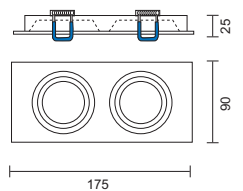
Edge tilt 2 light
2220 2 x 50W 12V Gu5.3
 Remote transformer required
80 x 160



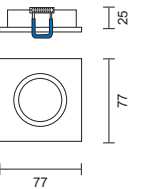
code lamp details
Edge anti-glare round
2212 50W 12V Gu5.3
 Remote transformer required
ø 75



Edge anti-glare 2 light
2221 2 x 50W 12V Gu5.3
 Remote transformer required
75 x 162



code lamp details
Edge fixed square
2213 50W 12V Gu5.3
 Remote transformer required
ø 60

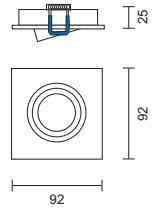
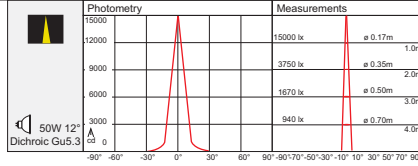




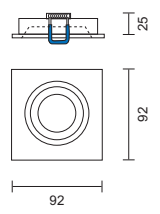
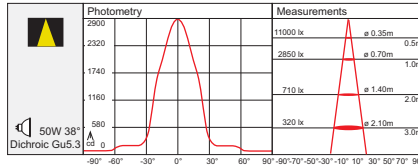
Aluminium



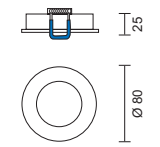
code lamp details
Edge tilt square
2214 50W 12V Gu5.3
 Remote transformer required
Ø 78



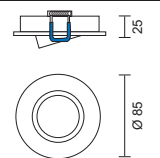
code lamp details
Edge anti-glare square
2215 50W 12V Gu5.3
 Remote transformer required
Ø 75



code lamp details
Edge Basic fixed round
2216 50W 12V Gu5.3
 Remote transformer required
Ø 60



code lamp details
Edge Basic tilt round
2217 50W 12V Gu5.3
 Remote transformer required
Ø 70





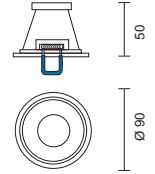
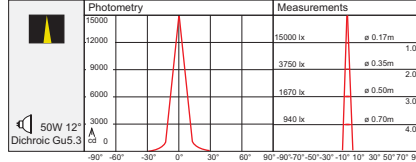
Aluminium



code lamp details
Edge Basic anti-glare round

2218 50W 12V Gu5.3

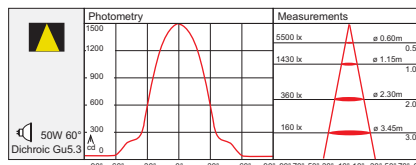
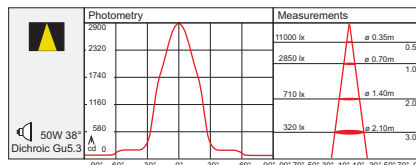
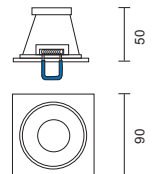
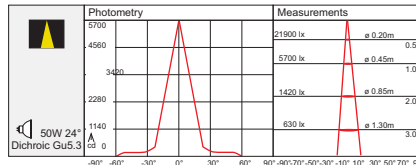
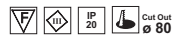
Remote transformer required



code lamp details
Edge Basic anti-glare square

2219 50W 12V Gu5.3

Remote transformer required



Accessories



code details weight
STR 50 dimmable safety transformer

7301 50VA 750grms

See transformers, gears and accessories



code details weight
TLC dimmable safety transformer

7303 50VA 1080grms


See transformers, gears and accessories



code details weight
Precise dimmable electronic transformer

7373 20-50VA 70.4grms

See transformers, gears and accessories



code details
Box cut out used together with the concrete box for insertion into concrete

Boxcut/60 Diam. 60 cut out
Boxcut/75 Diam. 75 cut out



code details
Concrete Box used together with the cut out for insertion into concrete

Box 1 (L)250 x (W)146 x (H)122