



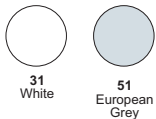
- Metal halide downlight
- The body is made in die-cast aluminium with an aluminium reflector
- The diffuser is made in glass
- Easy maintenance and tilting with accessible screw (fig.1)
- Tilting and rotating actions (tilting mechanism fig.2)
- The compass range utilises 35W, 70W and 150W single ended metal halide lamps
- Remote control gear required
- Can be installed on normally flammable surfaces
- Class 1
- IP 20

Fig. 1



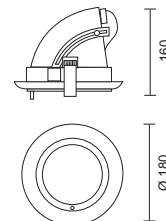
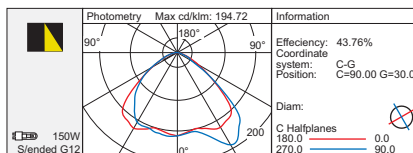
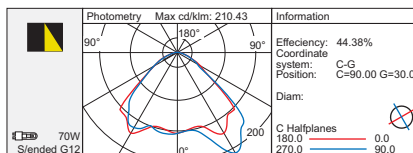
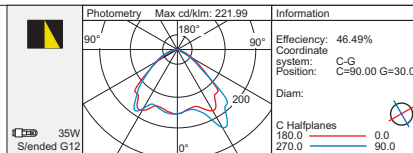
Fig. 2





code lamp details
Downlight for metal halide lamps

2852 35-150W 230V G12
 Remote MH control gear required



Accessories

code details
Magnetic metal halide control gear



7330 35W
7331 70W
7332 150W

See transformers, gears and accessories

code details
Electronic control gear with end of life protection



7338 35W
7340 70W



7342 150W

See transformers, gears and accessories