




fig. 1a

fig. 1b



DOWNLIGHTS

- Range of industry standard basic downlighters for 12V and 230V installations
- The Basic range now includes a range of steel bodied **bayonet lock** downlights (Fig.1a, b), available in white and matt chrome for both 230V and 12V sources.
- Wide range of applications
- Body and base in die-cast aluminium and steel
- Galvanised steel lamp fastening system - 316 stainless steel available on request
- Remote transformer required on 12V versions only
- Can be installed on normally flammable surfaces
- IP 20

ALUMINIUM STARLIGHTS

- Recessed low voltage starlight
- Body in die-cast aluminium
- Remote transformer required
- Can be installed on normally flammable surfaces
- Class 3

- IP 20

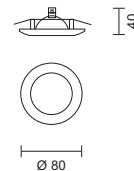
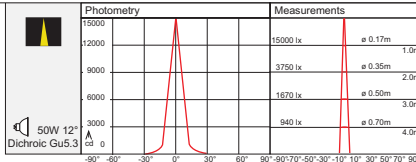

LOW GLARE STARLIGHTS

- A range of recessed low glare starlights
- Pressed steel body
- Uses 20W bipin lamps
- Remote transformer required
- Can be installed on normally flammable surfaces
- Class 3
- IP 20

| | | | | | | |
|-------------------------------|----------------------|---------------------------|------------------------------|--------------------|------------------------------|----------------------------|
| | | | | | | |
| 10 Gold / K Gold | 11 Chrome | 12 Gun Metal | 18 Matt Chrome | 30 Black | 31 White | 34 Matt White |
| 1800 2230 2249 | 1800 2230 2249 | 2230 2249 | 1800 2081 2230 2249 | 2230 2249 | 1800 2081 2230 2249 | 2230 2249 |

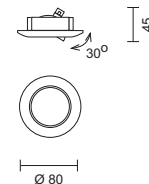
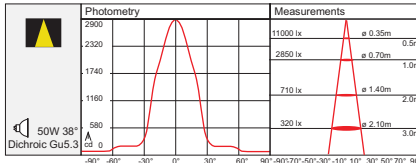
code lamp details

Basic round downlight
2230 50W 12V Gu5.3
 Remote transformer required



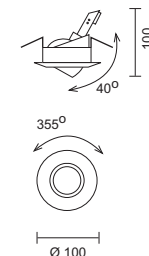
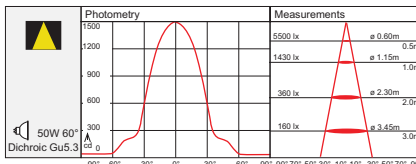
code lamp details

Basic round downlight with tilting action
2249 50W 12V Gu5.3
 Remote transformer required



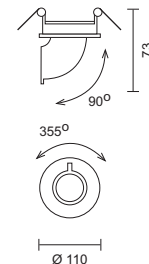
code lamp details





Basic downlight with tilting and swivel action
1800 50W 12V Gu5.3
 Remote transformer required







code lamp details

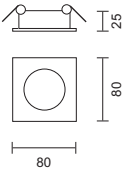
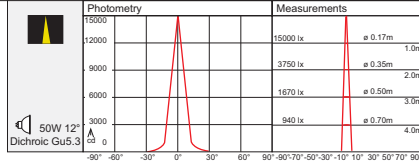
Basic downlight with tilting and swivel action
2081 50W 12V Gu5.3
 Remote transformer required







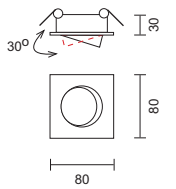
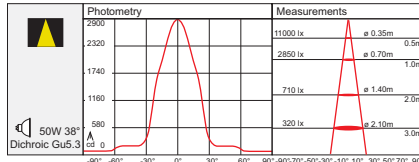
| | | | |
|--|---|---|---|
|  |  |  |  |
| 10 Gold / K Gold | 18 Matt Chrome | 30 Black | 31 White |
| 2232 2259 | 2232 2259 2261 2262 2263 2264 | 2232 2259 | 2232 2259 2262 2263 2264 |






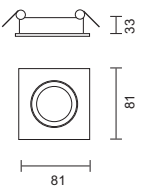
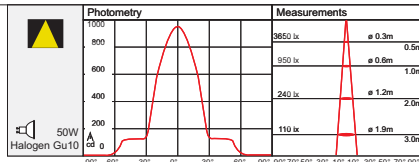
code lamp details
Basic square downlight
2232 50W 12V Gu5.3
 Remote transformer required
    \varnothing 60







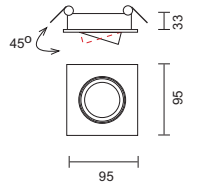
code lamp details
Basic square downlight with tilting action
2259 50W 12V Gu5.3
 Remote transformer required
   30°  \varnothing 75












code lamp details
Basic square fixed downlight with bayonet lock system
2263 50W 12V Gu5.3
 Remote transformer required
   \varnothing 70



code lamp details
Basic square tilting downlight with bayonet lock system
2261 50W 12V Gu5.3
 Remote transformer required
   45°  \varnothing 78

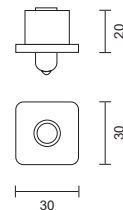


code lamp details
Basic square tilting downlight with bayonet lock system
2262 50W 230V Gu10
   45°  \varnothing 78

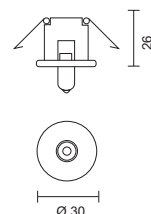
| | | | | |
|--|---|---|---|---|
|  |  |  |  |  |
| 10 Gold / K Gold | 11 Chrome | 18 Matt Chrome | 31 White | 51 European Grey |
| 2236 1360 2074 | 2234 1360 2074 | 2234 2236 1360 2074 | 2234 2236 1360 2074 | 2234 |



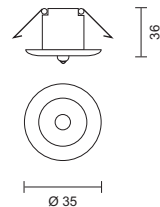
code lamp details
Square starlight in aluminium
2234 20W 12V G4
 Remote transformer required



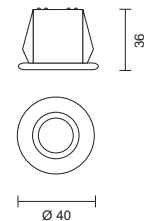
code lamp details
Round starlight in aluminium
2236 20W 12V G4
 Remote transformer required



code lamp details
Recessed starlight in steel
1360 20W 12V G4
 Remote transformer required



code lamp details
**Recessed starlight in steel with
 aluminium reflector**
2074 20W 12V G4
 Remote transformer required



Accessories




| code | details | weight |
|---------------|-----------------------------|---------|
| STR 50 | dimmable safety transformer | |
| 7301 | 50VA | 750grms |

See transformers, gears and accessories




| code | details | weight |
|----------------|---------------------------------|----------|
| Precise | dimmable electronic transformer | |
| 7373 | 20-50VA | 70.4grms |

See transformers, gears and accessories



| code | details |
|--------------------|---|
| Box cut out | used together with the concrete box for insertion into concrete |
| Boxcut/60 | Diam. 60 cut out |
| Boxcut/75 | Diam. 75 cut out |
| Boxcut/80 | Diam. 80 cut out |
| Boxcut/90 | Diam. 90 cut out |
| Boxcut/95 | Diam. 95 cut out |



| code | details | weight |
|-------------|-----------------------------|----------|
| TLC | dimmable safety transformer | |
| 7303 | 50VA | 1080grms |

See transformers, gears and accessories



| code | details |
|-----------------------|------------------------|
| Conversion kit | for converting to Gu10 |
| 86901 | Universal connection |



| code | details |
|---------------------|--|
| Concrete Box | used together with the BOX cut out for insertion into concrete |
| Box 1 | (L)250 x (W)146 x (H)122 |