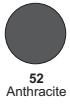




- LED floodlight range
- Body in die-cast aluminium with glass diffuser
- Sealed with a rubber gasket and stainless steel screws
- High power LED available in cool white (4000K) light
- Includes led driver
- Fully adjustable base (fig.1)
- Can be installed on normally flammable surfaces
- Class 1
- IP 65

fig. 1



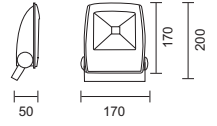



code lamp details

10W - 1000lm

4635.10.40 10W LED Cool white

Complete with led driver

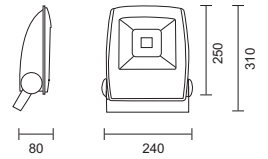


code lamp details

30W - 3000lm

4635.30.40 30W LED Cool white

Complete with led driver



code lamp details

50W - 5000lm

4635.50.40 50W LED Cool white

Complete with led driver

