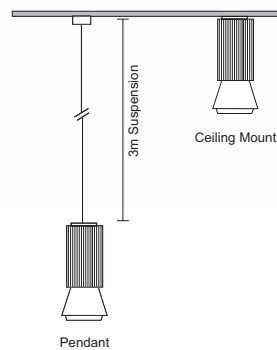
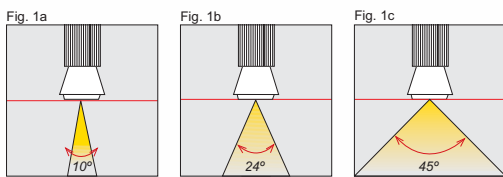
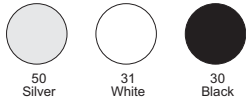


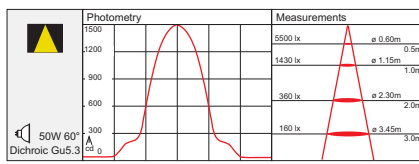
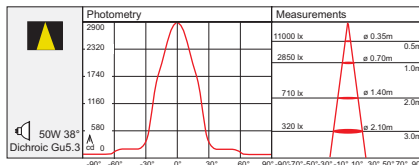
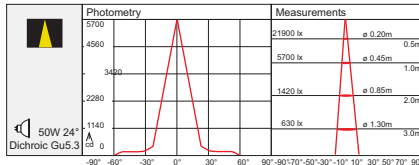
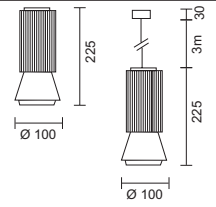
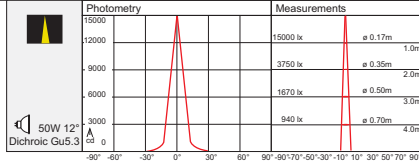


- Downlight pendant or ceiling light fitting
- Body made in die-cast aluminium, with clear glass diffuser
- The MH version is available with various beam angles (fig.1a-c):
 - 10°
 - 24°
 - 45°
- Includes electronic gear (35W, 70W) and transformer (50W)
- Class 1
- IP 20





code lamp details
Low voltage
7819.1.50 50W 12V Gu5.3
 Complete with transformer



code lamp details
Metal halide
45° Beam
7818.1.35 35W 230V G8.5
7818.1.70 70W 230V G8.5

24° Beam
7818.2.35 35W 230V G8.5
7818.2.70 70W 230V G8.5

10° Beam
7818.3.35 35W 230V G8.5
7818.3.70 70W 230V G8.5
 Complete with electronic control gear

